

SSFA comparison

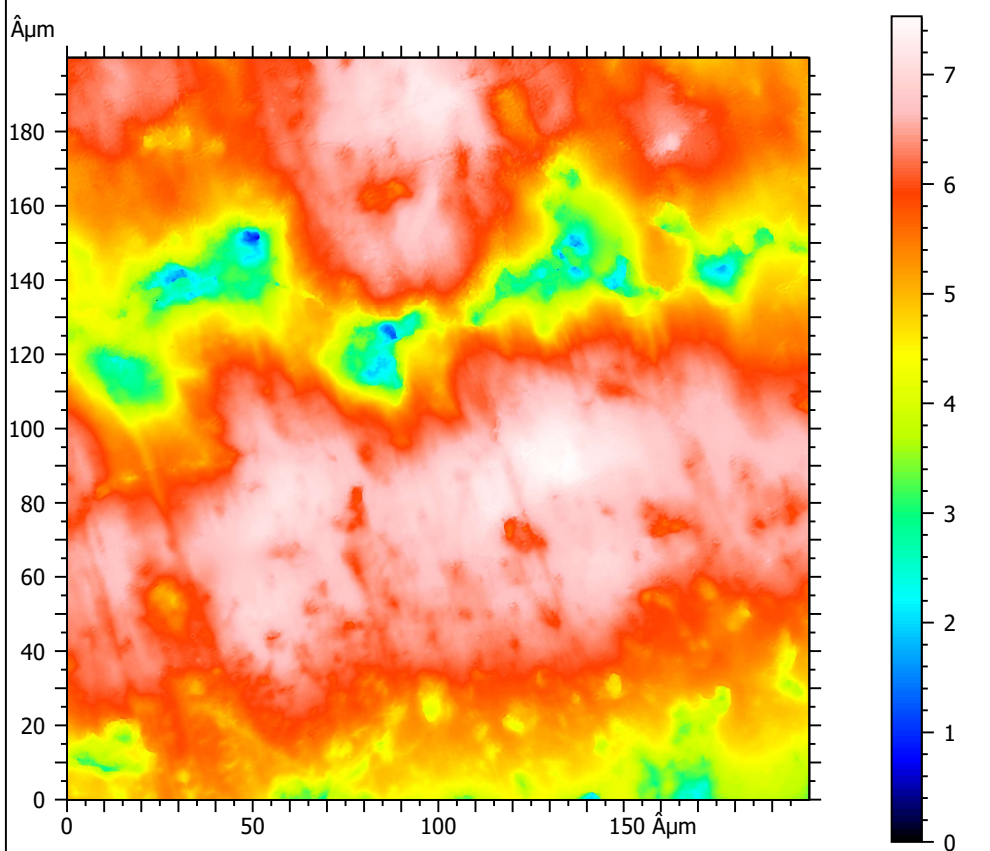
Template to process all surfaces acquired with the Leica DCM8 with the 100x/0.90 objective.

A. Processing

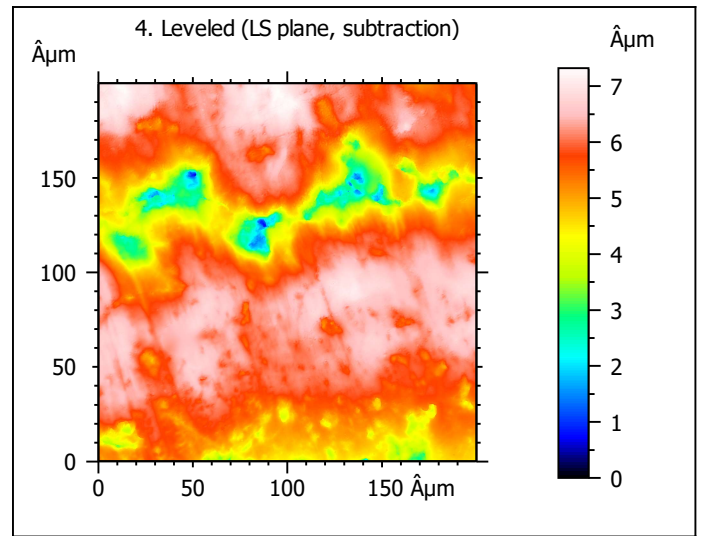
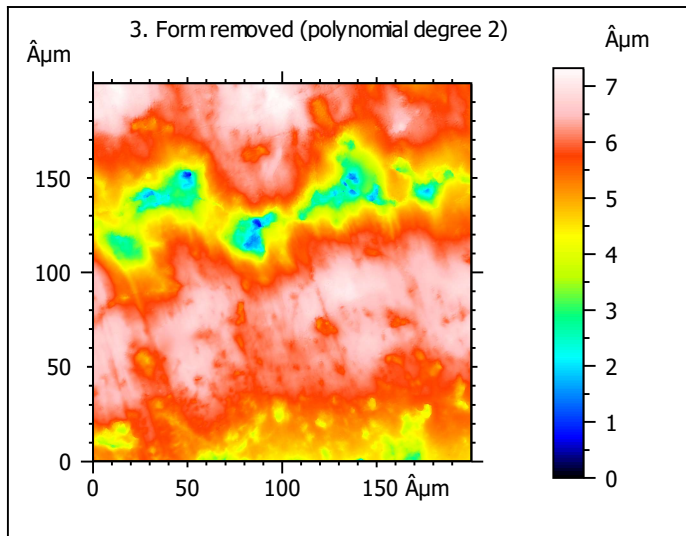
Identity card

Name:	L7_Ovis_20965_lm2_sin		
File path:	D:\Data\3Ddata\SSFA\Sheeps\Original surfaces\L7_Ovis_20965_lm2_sin.sur		
Studiable type:	Surface		
Axis:	X		
Length:	199.9	Åµm	
Size:	1551	points	
Spacing:	0.1290	Åµm	
Axis:	Y		
Length:	199.9	Åµm	
Size:	1551	points	
Spacing:	0.1290	Åµm	
Axis:	Z		
Length:	7.530	Åµm	
Size:	360784484	digits	
Spacing:	2.087e-08	Åµm	
NM-points ratio:	0.000 % (0 Pts)		

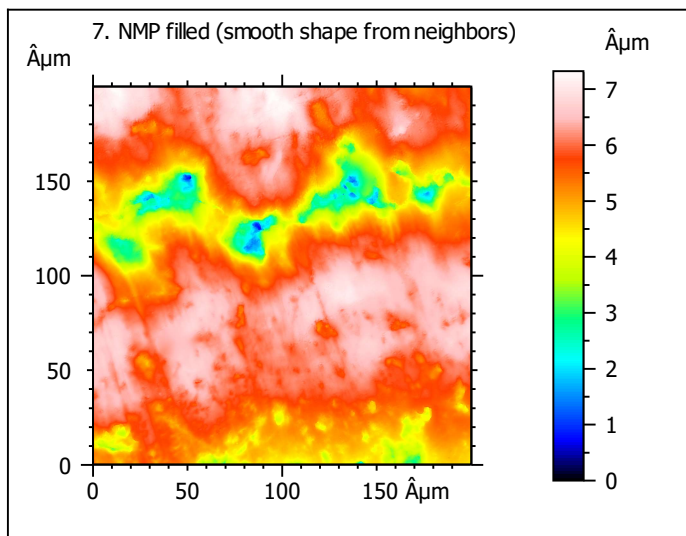
1. Acquired surface



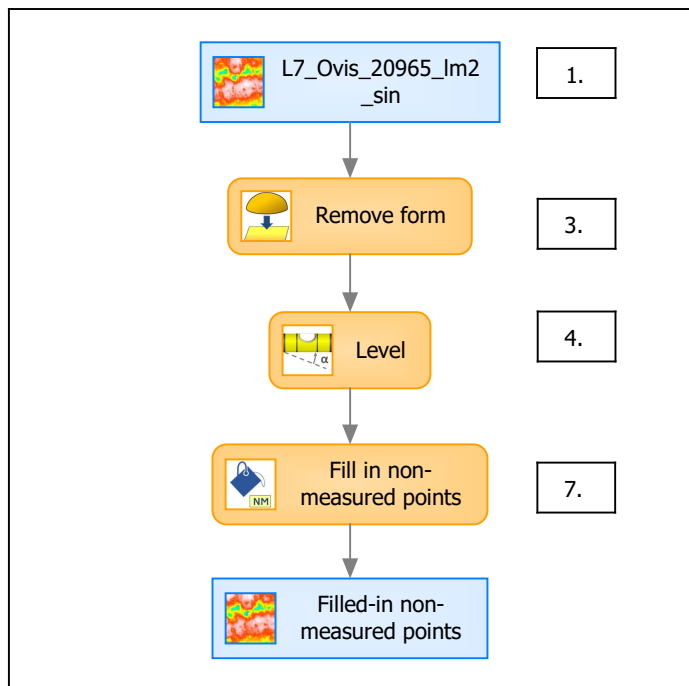
Note that the surfaces have been preprocessed (mirrored in z, cut to 200x200 µm and automatically cleaned) according to Merceron et al. (2016), Proc. R. Soc. B 283: 20161032.



Identity card	
Name:	L7_Ovis_20965_lm2_... > Leveled (LS-plane)
Axis:	Z
NM-points ratio:	0.000 % (0 Pts)



B. Summary



Identity card

Name: L7_Ovis_20965_Im2_sin > Form removed (LS-poly 2) > Leveled (LS-plane) > Filled-in non-measured points

Studiabie type: Surface

Axis: X

Length: 199.9 Åµm
Size: 1551 points
Spacing: 0.1290 Åµm

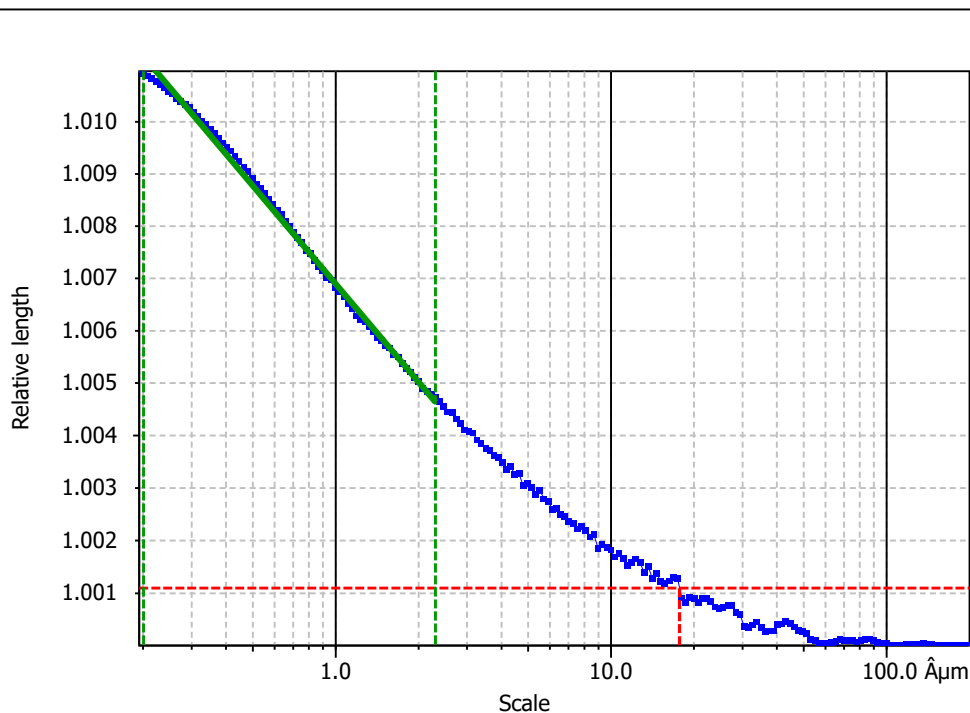
Axis: Y

Length: 199.9 Åµm
Size: 1551 points
Spacing: 0.1290 Åµm

Axis: Z

Layer type: Unknown

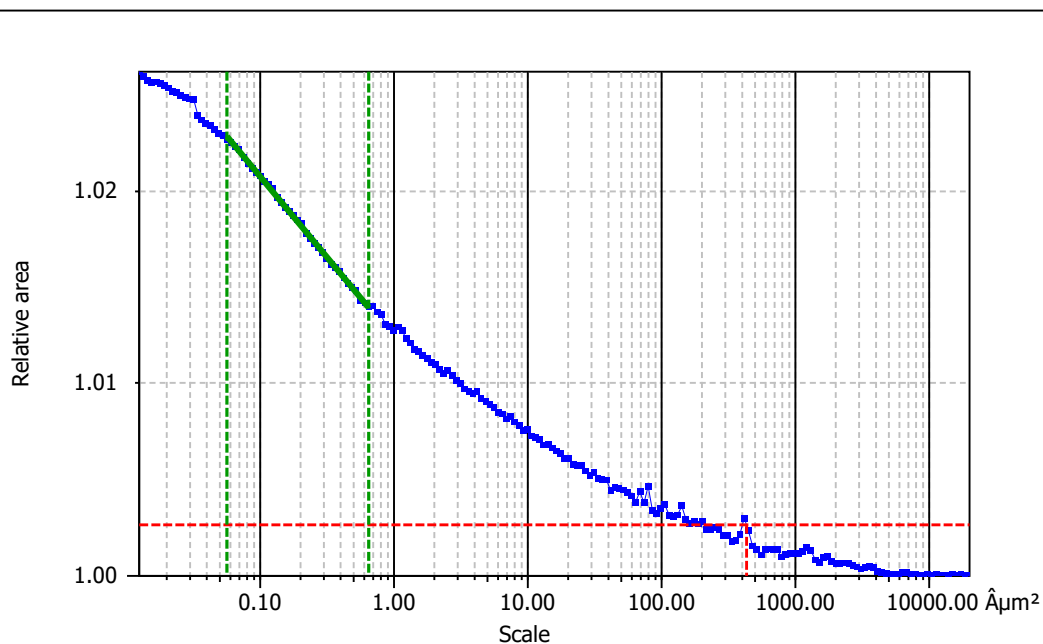
Length: 7.321 Åµm
Size: 350793260 digits
Spacing: 2.087e-08 Åµm

**Information**

Method	Length-scale (rows)
--------	---------------------

Parameters

Parameters	Value	Unit	Comment
epLsar	0.001145		Length-scale anisotropy (<i>Sfrax</i>) ($1.8 \text{ Å}\mu\text{m}$, 5°)
NewEplsar	0.01809		Length-scale anisotropy ($1.8 \text{ Å}\mu\text{m}$, 5°)

**Information**

Method	Area-scale (four corners)
--------	---------------------------

Parameters

Parameters	Value	Unit	Comment
R^2	0.9990		Reg. coefficient R^2
Asfc	3.613		Fractal complexity
Smfc	0.1910	$\text{Å}\mu\text{m}^2$	Scale of max complexity
HAsfc9	0.7981		Heterogeneity of Asfc (3×3)
HAsfc81	1.417		Heterogeneity of Asfc (9×9)